

## Farmingdale Public School

49 Academy Street

Farmingdale, New Jersey 07727

[www.farmingdaleschool.com](http://www.farmingdaleschool.com) 732-938-9611

### 2020-2021 PRESCHOOL REGISTRATION

Registration for children eligible to enter Farmingdale School's preschool program will begin on Monday, March 9, 2020. Please return your packet **to the main office** by Monday, April 6, 2020 so it can be time-stamped. Office hours are Monday - Friday, 8:30 am to 4:00 pm.


#### Program Details

- Tuition-free program.
- Residents of Farmingdale may apply.
- Full-day program following our school hours of **8:25am-3:15pm**.
- 3 and 4 year old students who are residents of Farmingdale are welcome to apply. **(3rd birthday needs to be by October 1, 2020.)**
- Limited seats; if needed, the district will hold a lottery to determine participants.
- Students who are 4 or turning 4 by October 1, 2020 (who will be entering Kindergarten for the 2021-22 school year) will receive priority.
- Transportation is not provided.

Registration forms are available on the school website at [www.farmingdaleschool.com](http://www.farmingdaleschool.com) under the **Helpful Links** section, or you may call the school at 732-938-9611 to request a packet. Please provide your completed packet to the school, including:

1. Preschool Application
2. Two documents proving Farmingdale residency (see form outlining acceptable documents to satisfy both Section A and Section B requirements)
3. NJ State Demographic and Emergency Information
4. Home Language Survey
5. Free & Reduced Meal Determination form
6. Completed Health Questionnaire
7. Universal Child Health Record which should be completed and stamped by your child's physician
8. Copy of your child's most recent immunization records
9. Your child's original birth certificate issued by the Bureau of Vital Statistics (it will be copied and returned to you)

Thank you for your interest in our preschool program.



Farmingdale Public School  
49 Academy Street  
Farmingdale, NJ 07727  
[www.farmingdaleschool.com](http://www.farmingdaleschool.com)  
732-938-9611

**Full-Day Preschool Program Application**  
2020-2021 School Year

Student's Name \_\_\_\_\_ Boy \_\_\_ Girl \_\_\_ DOB \_\_\_/\_\_\_/\_\_\_

Street Address \_\_\_\_\_

City \_\_\_\_\_ Zip Code \_\_\_\_\_

Parent/Guardian Name \_\_\_\_\_ Resides with (Y) (N)

Parent/Guardian Name \_\_\_\_\_ Resides with (Y) (N)

Home Phone \_\_\_\_\_ Cell Phone \_\_\_\_\_

Email Address \_\_\_\_\_

The full-day preschool program will be held 5 days/week from 8:25am - 3:15pm at no cost to Farmingdale families. Students must attain the age of 3 on or before October 1, 2020. Transportation is not provided. In the event there is an oversubscription of this program, students will be selected by lottery. Unselected names will be placed on a waiting list. Lunch may be brought from home or purchased through the school.

If your child is selected, additional registration paperwork may be forwarded to you for completion before your child may attend.

Parent Signature \_\_\_\_\_ Date \_\_\_\_\_

### Proof of Residency Requirement

As part of the student registration process, two documents demonstrating residency are required to validate a student's eligibility for enrollment in the district. One document from each section below must be provided. These documents are also required whenever there is a change of address for a previously-enrolled student.

**Section A – Primary proof of residency (must provide one of the following):**

- Property tax bill
- House deed
- Contract of sale
- Current lease or rental agreement
- Mortgage statement
- Signed, dated, and notarized letter from landlord

**Section B – Secondary proof of residency (must provide one of the following):**

- Gas bill
- Electric bill
- Water bill
- Sewer bill
- Cable bill
- **Please note that a cell phone bill is not an acceptable proof of residency**

Please be aware that any initial determination of the student's eligibility to attend school in this district is subject to more thorough review and subsequent re-evaluation, and that tuition may be assessed in the event that an initially-admitted student is later found ineligible.

---

Student's Name \_\_\_\_\_ Date of birth \_\_\_\_\_

Parent/Guardian Name \_\_\_\_\_ Phone number \_\_\_\_\_

***For office use:***

Section A Documentation: \_\_\_\_\_

Section B Documentation: \_\_\_\_\_

**Farmingdale Public School**  
NJDOE Demographic and Emergency Information

Student's Name: \_\_\_\_\_

Last Name

First Name

Middle Name

Birth Date: \_\_\_\_\_ Gender: \_\_\_\_\_ Grade: \_\_\_\_\_ Teacher: \_\_\_\_\_

Address Where Child Resides: \_\_\_\_\_

Child Lives With:     Both Parents         Mother                 Father  
                                  Step-Father         Step-Mother         Other: \_\_\_\_\_

City of Birth: \_\_\_\_\_ State of Birth: \_\_\_\_\_ Country of Birth: \_\_\_\_\_

Ethnicity:     White                       American Indian/Alaskan                 Multi; non-Hispanic  
                  Black                         Hawaiian Native/Pacific Islander  
                  Hispanic                     Asian

Primary Language of Student: \_\_\_\_\_ Language Spoken at Home: \_\_\_\_\_

Mother's Name: \_\_\_\_\_ Allowed to contact?    Yes    No

Address: \_\_\_\_\_

Home Phone: \_\_\_\_\_ Cell #: \_\_\_\_\_ Work #: \_\_\_\_\_

Email Address: \_\_\_\_\_

Father's Name: \_\_\_\_\_ Allowed to contact?    Yes    No

Address: \_\_\_\_\_

Home Phone: \_\_\_\_\_ Cell #: \_\_\_\_\_ Work #: \_\_\_\_\_

Email Address: \_\_\_\_\_

Names and Birth Dates of brothers and sisters: \_\_\_\_\_

Name and Address of Child's Physician: \_\_\_\_\_

Previous schools attended with dates (include preschool): \_\_\_\_\_

Does your child have an IEP or receive special services? \_\_\_\_\_ If so, please describe

Please list two neighbors or nearby relatives who are at home during the day and would be willing to pick up your child at school and/or assume temporary care of your child if you cannot be reached during an emergency.  
**PLEASE LIST TWO.**

Name: \_\_\_\_\_ Name: \_\_\_\_\_


Address: \_\_\_\_\_ Address: \_\_\_\_\_

Relationship: \_\_\_\_\_ Relationship: \_\_\_\_\_

Phone #: \_\_\_\_\_ Phone #: \_\_\_\_\_

Signature of Parent or Guardian: \_\_\_\_\_ Date: \_\_\_\_\_





**Farmingdale Public School**  
**49 Academy Street**  
**Farmingdale, NJ 07727**  
[www.farmingdaleschool.com](http://www.farmingdaleschool.com)  
**732-938-9611**

### Free and Reduced Meal Determination

The following table reflects the income thresholds which determined free and reduced lunch status in 2019-2020. Pending the updated income figures for 2020-2021, please use this data to indicate the appropriate response below.

<b>INCOME ELIGIBILITY GUIDELINES</b>											
<b>July 1, 2019 – June 30, 2020</b>											
<small>(As announced by the United States Department of Agriculture)</small>											
HOUSE-HOLD SIZE	FREE MEALS OR MILK					HOUSE-HOLD SIZE	REDUCED PRICE MEALS				
	Annual	Monthly	Twice per Month	Every Two Weeks	Weekly		Annual	Monthly	Twice per Month	Every Two Weeks	Weekly
1	16,237	1,354	677	625	313	1	23,107	1,926	963	889	445
2	21,983	1,832	916	848	423	2	31,284	2,607	1,304	1,204	602
3	27,729	2,311	1,156	1,067	534	3	39,461	3,289	1,645	1,518	759
4	33,475	2,790	1,395	1,288	644	4	47,638	3,970	1,985	1,833	917
5	39,221	3,269	1,635	1,509	756	5	55,815	4,652	2,326	2,147	1,074
6	44,967	3,748	1,874	1,730	866	6	63,992	5,333	2,667	2,462	1,231
7	50,713	4,227	2,114	1,951	976	7	72,169	6,015	3,008	2,776	1,388
8	56,459	4,705	2,353	2,172	1,086	8	80,346	6,696	3,346	3,091	1,546
Each Additional Household Member	5,746	479	240	221	111	Each Additional Household Member	8,177	682	341	315	158

When all income is reported with the same frequency i.e., all reported as weekly (W), every 2 weeks (2W), monthly (M), or twice a month (2M), total the income and the number of household members and compare it to this chart. **Cannot annualize if all income reported is the same frequency.**  
 When income is reported with different frequencies, annualize the number, total the income and the number of household members and compare it to the annual income column on this chart.  
**Annual Income Conversion: Weekly x 52, Every 2 weeks x 26, Twice a month x 24, and Monthly x 12**  
**Error Prone: Weekly: \$0 - \$25 below the free or reduced price income eligibility limit.**  
**Every two weeks or twice a month: \$0 - \$ 50 below the free or reduced price income eligibility limit.**  
**Monthly: \$0 - \$100 below the free or reduced price income eligibility limit.**  
**Annually: \$0 - \$1200 below the free or reduced price income eligibility limit.**


Please select one option:

\_\_\_\_\_ I have reviewed the above income eligibility guidelines for free and reduced meals and have determined that I currently **would meet** the criteria based on 2019-2020 figures.

\_\_\_\_\_ I have reviewed the above income eligibility guidelines for free and reduced meals and have determined that I currently **would not meet** the criteria based on 2019-2020 figures.

Student's Name \_\_\_\_\_ Date of Birth \_\_\_\_\_

\_\_\_\_\_  
Parent/Guardian Signature



**Farmingdale Public School**  
**49 Academy Street**  
**Farmingdale, NJ 07727**  
[www.farmingdaleschool.com](http://www.farmingdaleschool.com)  
**732-938-9611**

**Farmingdale Health Questionnaire**

School Year \_\_\_\_\_

NAME: \_\_\_\_\_ DATE: \_\_\_\_\_

This questionnaire will help the doctor and school nurse to find out if your child is in the best of health for school. The questionnaire will become part of your child's personal health record and is confidential. Take the questionnaire to your family doctor when he examines your child, as your answers will help him too.

Please write down any special questions you have regarding your child's health. The doctor or school nurse will help you with any questions you might have with parts of this questionnaire.

**PLEASE CIRCLE THE CORRECT ANSWER. EXPLAIN IF ANSWER IS YES.**

- |     |  |    |     |
|-----|--|----|-----|
| 1.  | Has your child had Headaches or Dizzy Spells?  | No | Yes |
| 2.  | Convulsions or other seizures?   | No | Yes |
| 3.  | Trouble with eyes or with seeing?  | No | Yes |
| 4.  | Trouble with ears or with hearing?   | No | Yes |
| 5.  | Nose bleeds, constant colds, sore throats, or sinus?                                 | No | Yes |
| 6.  | Frequent swollen glands?   | No | Yes |
| 7.  | Asthma, wheezing, cough, bronchitis, pneumonia?<br>If YES – medication for the above | No | Yes |
| 8.  | Heart trouble?   | No | Yes |
| 9.  | Frequent upset stomach or bowel trouble?   | No | Yes |
| 10. | Trouble with urination or making water?  | No | Yes |
| 11. | Kidney or bladder infection?   | No | Yes |
| 12. | Any exposure to Tuberculosis?  | No | Yes |
| 13. | Any previous illness at any age?   | No | Yes |
| 14. | Special doctoring at any age?  | No | Yes |
| 15. | Diabetes?  | No | Yes |
| 16. | Mumps, Measles, Chickenpox, Whooping Cough or German Measles? (Circle)               | No | Yes |
| 17. | Any stays in a hospital? (If YES, explain) Why:                                      | No | Yes |

When: \_\_\_\_\_

- |     |   |    |     |
|-----|---|----|-----|
| 18. | Any operations?<br>Date:           What Kind: | No | Yes |
| 19. | Any bad accidents or broken bones?            | No | Yes |
| 20. | Hay Fever, Hives, or Eczema?                  | No | Yes |
| 21. | Allergies?                                    | No | Yes |
- 

Medication for above:

- |     |  |    |     |
|-----|--|----|-----|
| 22. | Tires easily, loss of vigor, or trouble fighting-off infections? | No | Yes |
| 23. | Any trouble sleeping or nightmares?                              | No | Yes |
| 24. | Bed wetting or day wetting?                                      | No | Yes |
| 25. | Thumb sucking, nail biting, stammering, stuttering?              | No | Yes |
| 26. | Other speech problems?   | No | Yes |
| 27. | Nervous habits, high-strung, easily upset, temper tantrums?      | No | Yes |
| 28. | Shy, glum, sulky or feelings easily hurt?                        | No | Yes |
| 29. | Wanting too much attention – disobedient?                        | No | Yes |

**Please answer these questions about the history of pregnancy, birth and early life:**

- |     |   |                 |     |
|-----|---|-----------------|-----|
| 1.  | Was there a sickness or complication during pregnancy? <b>(Optional)</b>                      | No              | Yes |
| 2.  | Did you have any infections or viruses during pregnancy? <b>(Optional)</b>                    | No              | Yes |
| 3.  | Did you have high blood pressure or extra water retention during pregnancy? <b>(Optional)</b> | No              | Yes |
| 4.  | Did you take medication during pregnancy? <b>(Optional)</b>                                   | No              | Yes |
| 5.  | Was there trouble with the labor and/or delivery? <b>(Optional)</b>                           | No              | Yes |
| 6.  | Was the baby abnormal at birth or was there a birth defect?                                   | No              | Yes |
| 7.  | Did the baby do well for the first few months?  | No              | Yes |
| 8.  | Was there any problem with colic, crying, vomiting, sleeping, or settling the baby?           | No              | Yes |
| 9.  | At what hospital was the baby born?<br>Birth weight:  | <b>Address:</b> |     |
| 10. | Who is your child's family physician?<br>Address:   |                 |     |
| 11. | How many times has your child seen a doctor in the last year?                                 |                 |     |
| 12. | When was your child's last check-up?  |                 |     |



# FARMINGDALE PUBLIC SCHOOL

## UNIVERSAL CHILD HEALTH RECORD

*Endorsed by: American Academy of Pediatrics, New Jersey Chapter  
New Jersey Academy of Family Physicians  
New Jersey Department of Health*

SECTION I - TO BE COMPLETED BY PARENT(S)			
Child's Name (Last)	(First)	Gender <input type="checkbox"/> Male <input type="checkbox"/> Female	Date of Birth / /
Does Child Have Health Insurance? <input type="checkbox"/> Yes <input type="checkbox"/> No		If Yes, Name of Child's Health Insurance Carrier	
Parent/Guardian Name	Home Telephone Number ( ) -	Work Telephone/Cell Phone Number ( ) -	
Parent/Guardian Name	Home Telephone Number ( ) -	Work Telephone/Cell Phone Number ( ) -	
<i>I give my consent for my child's Health Care Provider and Child Care Provider/School Nurse to discuss the information on this form.</i>			
Signature/Date		This form may be released to WIC. <input type="checkbox"/> Yes <input type="checkbox"/> No	

SECTION II - TO BE COMPLETED BY HEALTH CARE PROVIDER			
Date of Physical Examination:		Results of physical examination normal? <input type="checkbox"/> Yes <input type="checkbox"/> No	
Abnormalities Noted:		Weight (must be taken within 30 days for WIC)	
		Height (must be taken within 30 days for WIC)	
		Head Circumference (if <2 Years)	
		Blood Pressure (if ≥3 Years)	
<b>IMMUNIZATIONS</b>		<input type="checkbox"/> Immunization Record Attached <input type="checkbox"/> Date Next Immunization Due: _____	

MEDICAL CONDITIONS		
Chronic Medical Conditions/Related Surgeries • List medical conditions/ongoing surgical concerns:	<input type="checkbox"/> None <input type="checkbox"/> Special Care Plan Attached	Comments
Medications/Treatments • List medications/treatments:	<input type="checkbox"/> None <input type="checkbox"/> Special Care Plan Attached	Comments
Limitations to Physical Activity • List limitations/special considerations:	<input type="checkbox"/> None <input type="checkbox"/> Special Care Plan Attached	Comments
Special Equipment Needs • List items necessary for daily activities	<input type="checkbox"/> None <input type="checkbox"/> Special Care Plan Attached	Comments
Allergies/Sensitivities • List allergies:	<input type="checkbox"/> None <input type="checkbox"/> Special Care Plan Attached	Comments
Special Diet/Vitamin & Mineral Supplements • List dietary specifications:	<input type="checkbox"/> None <input type="checkbox"/> Special Care Plan Attached	Comments
Behavioral Issues/Mental Health Diagnosis • List behavioral/mental health issues/concerns:	<input type="checkbox"/> None <input type="checkbox"/> Special Care Plan Attached	Comments
Emergency Plans • List emergency plan that might be needed and the sign/symptoms to watch for:	<input type="checkbox"/> None <input type="checkbox"/> Special Care Plan Attached	Comments

PREVENTIVE HEALTH SCREENINGS					
Type Screening	Date Performed	Record Value	Type Screening	Date Performed	Note If Abnormal
Hgb/Hct			Hearing		
Lead: <input type="checkbox"/> Capillary <input type="checkbox"/> Venous			Vision		
TB (mm of Induration)			Dental		
Other:			Developmental		
Other:			Scoliosis		

*I have examined the above student and reviewed his/her health history. It is my opinion that he/she is medically cleared to participate fully in all child care/school activities, including physical education and competitive contact sports, unless noted above.*

Name of Health Care Provider (Print)	Health Care Provider Stamp:
Signature/Date	

## Instructions for Completing the Universal Child Health Record (CH-14)

### Section 1 - Parent

Please have the parent/guardian complete the top section and sign the consent for the child care provider/school nurse to discuss any information on this form with the health care provider.

The WIC box needs to be checked only if this form is being sent to the WIC office. WIC is a supplemental nutrition program for Women, Infants and Children that provides nutritious foods, nutrition counseling, health care referrals and breast feeding support to income eligible families. For more information about WIC in your area call 1-800-328-3838.

### Section 2 - Health Care Provider

1. Please enter the date of the physical exam that is being used to complete the form. Note significant abnormalities especially if the child needs treatment for that abnormality (e.g. creams for eczema; asthma medications for wheezing etc.)
  - **Weight** - Please note pounds vs. kilograms. If the form is being used for WIC, the weight must have been taken within the last 30 days.
  - **Height** - Please note inches vs. centimeters. If the form is being used for WIC, the height must have been taken within the last 30 days.
  - **Head Circumference** - Only enter if the child is less than 2 years.
  - **Blood Pressure** - Only enter if the child is 3 years or older.
2. **Immunization** - A copy of an immunization record may be copied and attached. If you need a blank form on which to enter the immunization dates, you can request a supply of Personal Immunization Record (IMM-9) cards from the New Jersey Department of Health, Vaccine Preventable Diseases Program at 609-826-4860. The Immunization record must be attached for the form to be valid.
  - "Date next immunization is due" is optional but helps child care providers to assure that children in their care are up-to-date with immunizations.
3. **Medical Conditions** - Please list any ongoing medical conditions that might impact the child's health and well being in the child care or school setting.
  - a. Note any significant medical conditions or major surgical history. **If the child has a complex medical condition, a special care plan should be completed and attached for any of the medical issue blocks that follow.** A generic care plan (CH-15) can be downloaded at [www.nj.gov/health/forms/ch-15.dot](http://www.nj.gov/health/forms/ch-15.dot) or pdf. Hard copies of the CH-15 can be requested from the Division of Family Health Services at 609-292-5666.
  - b. **Medications** - List any ongoing medications. Include any medications given at home if they might impact the child's health while in child care (seizure, cardiac or asthma medications, etc.). Short-term medications such as antibiotics do not need to be listed on this form. Long-term antibiotics such as antibiotics for urinary tract infections or sickle cell prophylaxis should be included.  
  
PRN Medications are medications given only as needed and should have guidelines as to specific factors that should trigger medication administration.

*Please be specific about what over-the-counter (OTC) medications you recommend, and include information for the parent and child care provider as to dosage, route, frequency, and possible side effects. Many child care providers may require separate permissions slips for prescription and OTC medications.*

- c. **Limitations to physical activity** - Please be as specific as possible and include dates of limitation as appropriate. Any limitation to field trips should be noted. Note any special considerations such as avoiding sun exposure or exposure to allergens. Potential severe reaction to insect stings should be noted. Special considerations such as back-only sleeping for infants should be noted.
  - d. **Special Equipment** - Enter if the child wears glasses, orthodontic devices, orthotics, or other special equipment. Children with complex equipment needs should have a care plan.
  - e. **Allergies/Sensitivities** - Children with life-threatening allergies should have a special care plan. Severe allergic reactions to animals or foods (wheezing etc.) should be noted. Pediatric asthma action plans can be obtained from The Pediatric Asthma Coalition of New Jersey at [www.pacnj.org](http://www.pacnj.org) or by phone at 908-687-9340.
  - f. **Special Diets** - Any special diet and/or supplements that are medically indicated should be included. Exclusive breastfeeding should be noted.
  - g. **Behavioral/Mental Health issues** - Please note any significant behavioral problems or mental health diagnoses such as autism, breath holding, or ADHD.
  - h. **Emergency Plans** - May require a special care plan if interventions are complex. Be specific about signs and symptoms to watch for. Use simple language and avoid the use of complex medical terms.
4. **Screening** - This section is required for school, WIC, Head Start, child care settings, and some other programs. This section can provide valuable data for public health personnel to track children's health. Please enter the date that the test was performed. Note if the test was abnormal or place an "N" if it was normal.
    - For lead screening state if the blood sample was capillary or venous and the value of the test performed.
    - For PPD enter millimeters of induration, and the date listed should be the date read. If a chest x-ray was done, record results.
    - Scoliosis screenings are done biennially in the public schools beginning at age 10.

This form may be used for clearance for sports or physical education. As such, please check the box above the signature line and make any appropriate notations in the Limitation to Physical Activities block.
  5. Please sign and date the form with the date the form was completed (note the date of the exam, if different)
    - Print the health care provider's name.
    - Stamp with health care site's name, address and phone number.